

The United States Fire Service

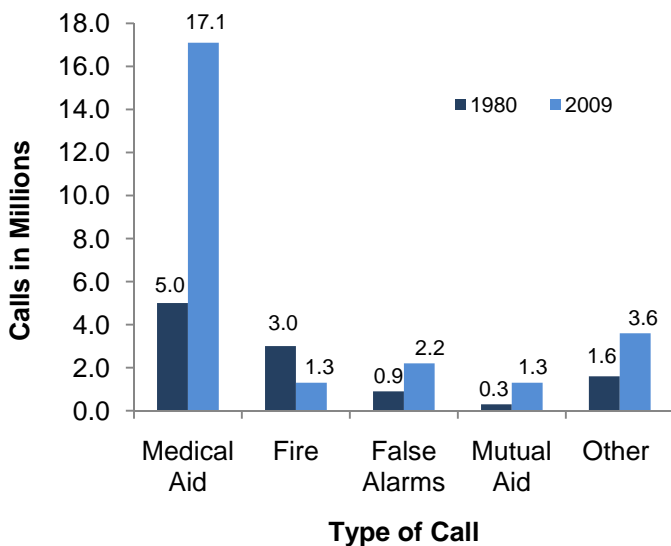
1,148,850 firefighters from 30,170 local fire departments protected the United States in 2008.

- 28% (321,700) are career firefighters.
- 72% (827,150) are volunteer firefighters.

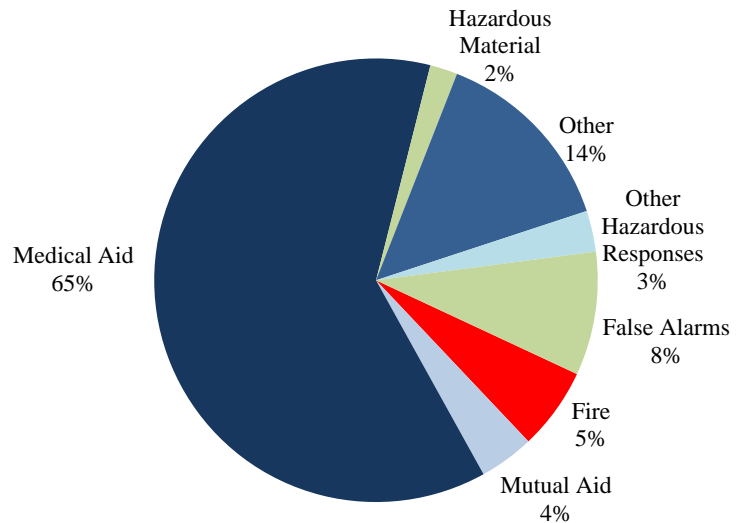
The fire service does more than fight fires.

- Almost two-thirds of fire department responses were medical aid calls in 2009.
- Only 5% of fire department calls in 2008 were due to actual fires.

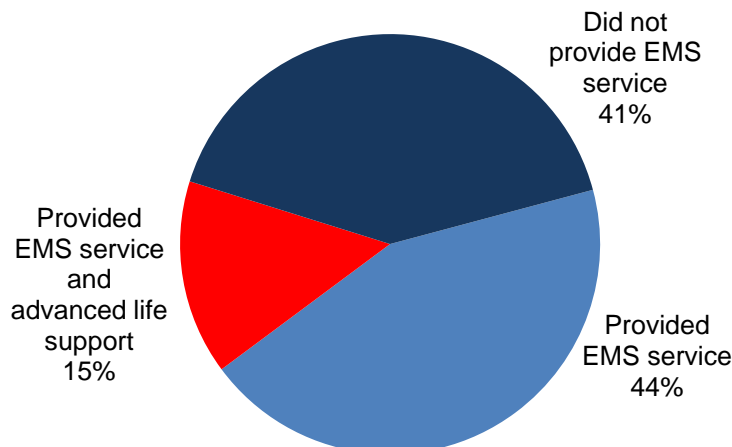
Comparison of Fire Department Calls
 In 1980 and 2009



Fire Department Calls in 2009



Fire Department Provision of Emergency Medical Service
 2006-2008 Annual Averages

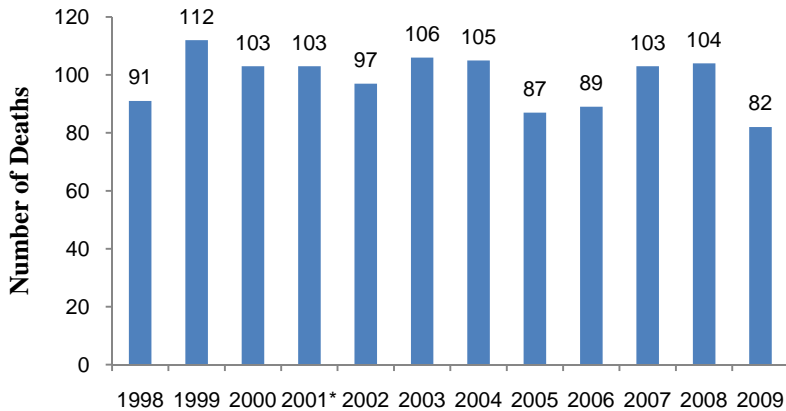


Firefighter Fatalities

82 firefighters were fatally injured in 2009.

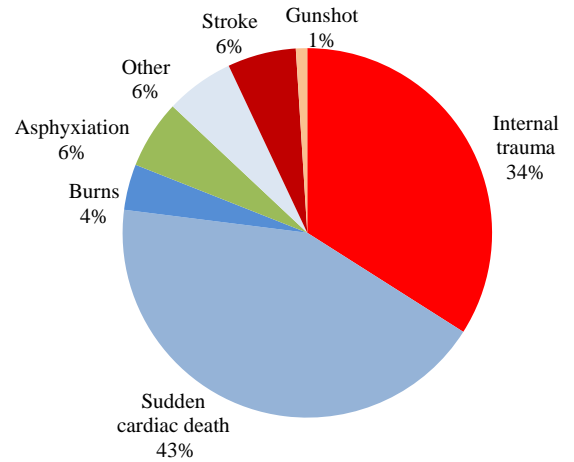
- Sudden cardiac death caused **35** of the fatalities.
- **27** firefighters died on the fireground.
- Residential structure fires accounted for the largest share of fireground deaths (**9** deaths).

On-Duty Firefighter Deaths: 1998-2009



*excluding the 340 firefighter deaths at the World Trade Center

Firefighter Deaths by Nature of Injury 2009

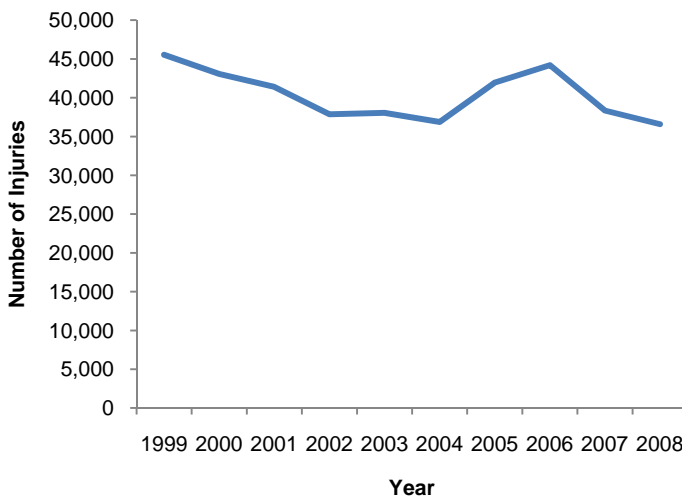


Firefighter Injuries

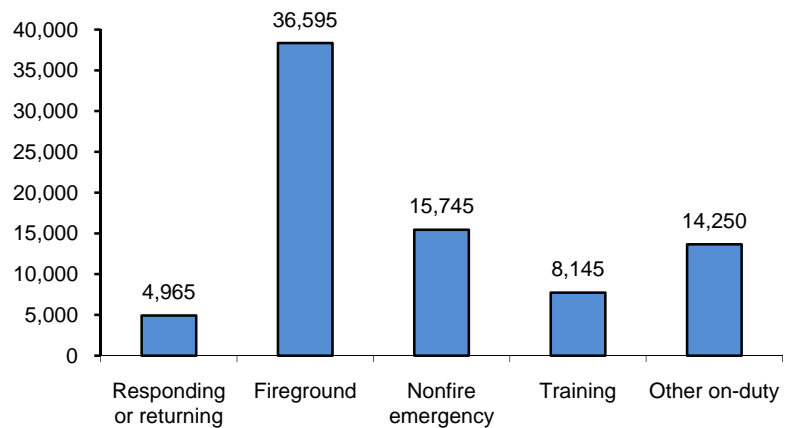
79,700 firefighters were injured in 2008.

- Strain, sprain, and muscular pain were the leading type of injury.
- **46%** (36,595) of the injuries occurred on the fireground.

Firefighter Injuries at the Fireground: 1999-2008



Firefighter Injuries by Type of Duty 2008



Sources: *U.S. Fire Department Profile Through 2008*, by Michael J. Karter, Jr., *Fire Loss in the United States During 2008*, by Michael J. Karter, Jr., *Firefighter Fatalities in the United States-2008*, by Rita F. Fahy, Paul R. LeBlanc and Joseph L. Molis, firefighter fatality figures have been updated since publication, and *U.S. Firefighter Injuries 2008*, by Michael J. Karter, Jr., and Joseph L. Molis.